






**YEAR 2 PLANNING week 3 term 4 Knights, Castles, Dragons and Princesses**

These are all just suggestions and you can swap days, times and activities so that it suits you and your child.

Please contact your child's teacher with any questions/problems/successes or help, our emails are all listed at the end of this document

	<i>Suggested Times</i>	<b><u>Monday</u></b>	<b><u>Tuesday</u></b>	<b><u>Wednesday</u></b>	<b><u>Thursday</u></b>	<b><u>Friday</u></b>
<b>9-10</b>	<b>Activity time</b>	Draw a picture of one of your favourite story book characters	Write a list about the 5 best things about being at home and why they are the best	Make some pikelets. Make them into animal shapes	Play shops - make a little shop with tins and packets. Or make things to sell.	Go for a bike ride
<b>10-11</b>	<b>Academic time</b>	What is a knight <a href="https://www.youtube.com/watch?v=pG0dMxybV_8">https://www.youtube.com/watch?v=pG0dMxybV_8</a> 	Watch- What is a castle <a href="https://www.youtube.com/watch?v=AesgRREUCQI">https://www.youtube.com/watch?v=AesgRREUCQI</a>  A mini guide to Castles <a href="https://www.youtube.com/watch?v=RXXDThkJ3Ew">https://www.youtube.com/watch?v=RXXDThkJ3Ew</a>  Make a castle using a pen and a piece of paper	Medieval history for kids Find out facts about castles and knights <a href="https://www.youtube.com/watch?v=EWYySCGV0Tk">https://www.youtube.com/watch?v=EWYySCGV0Tk</a>  Make a shield and make up your own symbol on it for your family. <a href="https://www.youtube.com/watch?v=NmTJUjSG_PY">https://www.youtube.com/watch?v=NmTJUjSG_PY</a>	Story time The princess and the dragon <a href="https://www.youtube.com/watch?v=TEjUYRehUH4">https://www.youtube.com/watch?v=TEjUYRehUH4</a>  Would you rather be a princess or a dragon <a href="https://www.youtube.com/watch?v=2vMQIU7C1Nk">https://www.youtube.com/watch?v=2vMQIU7C1Nk</a>  The Paper Bag Princess	Court Jesters  Watch the story The Jester Has Lost his Jingle <a href="https://www.youtube.com/watch?v=ZZvBDNnID3E">https://www.youtube.com/watch?v=ZZvBDNnID3E</a>  Jokes to watch <a href="https://www.youtube.com/watch?v=cK1LdvpqIsE">https://www.youtube.com/watch?v=cK1LdvpqIsE</a>  More Jokes

		<p>Make a knight using card and tin foil</p> <p>Look what knights ate in medieval times  <a href="https://www.youtube.com/watch?v=slp-iO1Lhc4">https://www.youtube.com/watch?v=slp-iO1Lhc4</a></p> 	<p><a href="https://maketimetogether.com/2019/06/04/my-family-printable-castle-activity/">https://maketimetogether.com/2019/06/04/my-family-printable-castle-activity/</a></p>  <p>Castle song  <a href="https://www.twinkl.co.nz/homework-help/history-homework-help/castles-facts-for-kids/top-10-facts-about-castles">https://www.twinkl.co.nz/homework-help/history-homework-help/castles-facts-for-kids/top-10-facts-about-castles</a></p>		<p><a href="https://www.youtube.com/watch?v=m4NbrgETU8A">https://www.youtube.com/watch?v=m4NbrgETU8A</a></p>	<p><a href="https://www.youtube.com/watch?v=NMIjkqZFN9o">https://www.youtube.com/watch?v=NMIjkqZFN9o</a></p> <p>Tell some jokes to your family</p>
<p><b>11.00-12.00</b></p>	<p><b>Creative time</b></p>	<p>Make a pizza for lunch and measure out all of the ingredients.</p>	<p>Make a marshmallow snowman  <a href="#">Marshmallowsnowmen   Easy Christmas or winter treat ideas.</a></p> <p>Use this idea to make a knight, princess and</p>	<p>Make your shield using cardboard. Decorate it carefully with pictures about your family</p> 	<p>How to draw a dragon  You need paper and pens. Have a try at drawing a dragon  <a href="https://www.youtube.com/watch?v=KRAarF177Y4">https://www.youtube.com/watch?v=KRAarF177Y4</a></p>	<p>Put on a show to entertain your family like a court jester from medieval times. Do a dance, a song and tell some of your favourite jokes</p>

			<p>dragon marshmallow treat</p> 			
12.00-12.30	<b>Lunch</b>					
12.30-1.00	<b>Responsibility time</b>	Wash the car	Sweep the path or driveway outside the front of your house	Sorting Sort the washing, odd socks, toys, cans while tidying up	Tidy up your bedroom and pick up everything off the floor and put it away neatly in the right place	Match the Tupperware boxes with their lids.
1-1.30	<b>Quiet time</b>	Find a comfortable, quiet place cosy up and read for 10-15 minutes	Play quietly with lego or some toys	Draw some pictures of bugs you find in your garden or from pictures	Read a story aloud to yourself – keep it fun If you have a device you can video yourself reading	Do some balloon breathing - lie on the floor and breathe deeply into your tummy. Watch it go up and down, filling with air like a balloon.
1.30-2.30	<b>Academic time</b>	Write out all numbers up to 100 forwards and backwards	<u>Writing</u> Describe Something Special!	<u>Maths</u> - Shape Hunt Watch shapes song	Count forwards and backwards from different numbers	<u>Maths</u> – Estimates Think how long it will take to do

		<p>Count to 100 forwards  <a href="https://www.youtube.com/watch?v=Ss-azuA0pvA0">https://www.youtube.com/watch?v=Ss-azuA0pvA0</a>          Count from 100 backwards  <a href="https://www.youtube.com/watch?v=Ss-azuA0pvA0&amp;list=RDSs-azuA0pvA0&amp;start_radio=1">https://www.youtube.com/watch?v=Ss-azuA0pvA0&amp;list=RDSs-azuA0pvA0&amp;start_radio=1</a></p>	<p>Pick one item that is special to you. Think of 3 things that best describes your item. For example: I love my stuffed kitty toy called Tabby. 1. She is super soft with long whiskers. 2. She is small and cute. 3. She is grey and white with a fluffy tail.</p>	<p><a href="https://www.youtube.com/watch?v=yVgP3AZCfdU">https://www.youtube.com/watch?v=yVgP3AZCfdU</a>          Look for geometric shapes in your home like, circles, squares and rectangles. See what shapes you notice. Sort the shapes. Take a photo of some of the shapes you found. Then make a picture using shapes you found</p>	<p>Watch counting clip  <a href="https://www.youtube.com/watch?v=YtNsKltyA0E">https://www.youtube.com/watch?v=YtNsKltyA0E</a>          Make Pipe cleaner numbers and practice writing different numbers</p>	<p>something like: run around the house 5 times          Or do 20 star jumps          Then get someone to time you, compare your estimate to the recorded time          Fill some jars with: Lego, rocks, buttons etc. Make estimations, count the items to check.</p>
<b>2.30-3.00</b>	<b>Social time</b>	<p>Play Charades - on cut-up pieces of paper write down phrases or words to act out. Take turns pulling a single paper out of a container and have fun acting out the description.</p>	<p>Make a fort out of blankets and pillows.</p>	<p>Play "Simon Says."</p>	<p>Take turns drawing each other's portraits with people in your bubble.</p>	<p>Pop some popcorn, and snuggle up to watch some movies.</p>